

X-Force Computed Application

X-Force Computed Alarm Engine will generate notification for the critical situation in plants.

SMS, Voice call, SIP Calling, PLC Output, Alarm generation, Pop up can be done by X-Force Computed Alarm Engine.

Computed Alarm Engine will work as per the Condition define Sequence in Alarm Configurator Application.

In other words, Datalink application will satisfy the sequence and in all actions against that sequence will be performed by computed application.

Pre-Requisite

Before starting configuration of X-Force Computed Engine Application, firstly we need to do major configuration.

- 1) Give Every One Rights to the folder where Computed engine application is installed. if user does not give sufficient privilege to the directory then application will exit automatically.
- 2) User have to Keep License file Named "ssmxforce.lic" in the root folder where application is installed. if there is not license file in the root folder or license file is not valid or expired application should exit automatically.
- 3) If any configuration is saved previously then application should load that configuration

Splash Screen

Splash Screen: A splash screen is a graphical control element consisting of a window containing image, a logo, and the current version of the software.

Splash screen typically used for notify the user that the program is in the process of loading. They provide feedback that a process is underway. Occasionally, progress bar within the splash screen indicates the loading progress. A splash screen disappears when the application's main windows appears.

Splash screen progress bar percentage wise list of application processes are as below.

- 10% - It will check that application directory having sufficient privilege or not. Application will close with "You have not sufficient privilege to directory." Message if application doesn't have sufficient.
- 20% - It will check that application having valid license or not, if application not having valid license then application will close with "License file does not exist. Please contact SSM InfoTech Solutions Pvt. Ltd. to get the valid license." Message.
- 30% - It is not having any process right now, in future if any feature are added then it will be used for that.
- 40% - Connect to the data base and check it connection ,If there will be issue in DB connection then application will close with "Please do the proper database configuration." Message
- 50% - To check application version with stored version of application in database.if its not same then application will close with"application is not compitable with database version.
- 60% - Set log priority from tbl_Application_List for ComputedAlarm engine
- 70%-It will check liencense validity it is expire or something then application will close with "License Validity of this application has expired. Kindly contact SSM Infotech for License Renewal." Message
- 80%,90% - It is not having any process right now, in future if any feature are added then it will be used for that.

- Application will start.

SMS

SMS Voice and SIP TAB

Computed Application will make entry in XForce.tbl_Call_Data for all SMS notifications that are in queue and once message is sent entry will be removed from these table.

This tab will show you all the notifications that will going to be executed. In the below grid all sms that are in queue to be send will be display and current running notification will be display in left panel

Phone NO : Contact no for Current notification

Port Status: Show Modem port status like successfully connected or display error if any.

Status: Notification status will be display here eg. Message sent successfully or disconnected.

If Any SMS failed due to any reason then that message will be placed in last place in grid and next message will be executed and again when that message come in queue application will try to send it again and it repeats .

If user want to remove any notification, then select that row and then click on **Remove the Selected Contact** button as shown in below screenshot:

Sr.No.	AlarmLine	MsgType	User Name	Contact No.	CHID	SIPUserName
167	167 X 20-05-2018 10:39:26 Text Message	\$	admin	9974599104	False	
168	168 X 20-05-2018 22:00:45 SMS Custom Message	\$	admin	9974599104	False	
169	169 X 20-05-2018 10:39:29 Text Message	\$	admin	9974599104	False	
170	170 X 20-05-2018 10:39:30 SMS Custom Message	\$	admin	9974599104	False	
171	171 X 20-05-2018 10:39:31 Text Message	\$	admin	9974599104	False	
172	172 X 20-05-2018 10:39:31 Text Message	\$	admin	9974599104	False	
173	173 X 20-05-2018 22:00:25 SMS Custom Message	\$	admin	9974599104	False	
174	174 X 20-05-2018 10:39:32 Text Message	\$	admin	9974599104	False	
175	175 X 20-05-2018 10:39:32 Text Message	\$	admin	9974599104	False	

It will remove that notification from being sent.

Sr.No.	AlarmLine	MsgType	User Name	Contact No.	CHID	SIPUserName
366	38774 1 28-05-2018 21:53:52 SMS Custom Message	S	admin	9974599104	False	
367	187 2 28-05-2018 10:39:28 Text Message	S	admin	9974599104	False	
368	38774 1 28-05-2018 22:02:45 SMS Custom Message	S	admin	9974599104	False	
369	188 2 28-05-2018 10:39:29 Text Message	S	admin	9974599104	False	
372	38810 1 28-05-2018 22:03:43 SMS Custom Message	S	admin	9974599104	False	
373	190 2 28-05-2018 10:39:31 Text Message	S	admin	9974599104	False	
374	39099 1 28-05-2018 22:08:25 SMS Custom Message	S	admin	9974599104	False	
375	191 2 28-05-2018 10:39:32 Text Message	S	admin	9974599104	False	
376	39608 1 28-05-2018 22:17:18 SMS Custom Message	S	admin	9974599104	False	
377	192 2 28-05-2018 10:39:33 Text Message	S	admin	9974599104	False	
378	39664 1 28-05-2018 22:18:16 SMS Custom Message	S	admin	9974599104	False	
382	193 2 28-05-2018 10:39:34 Text Message	S	admin	9974599104	False	
383	464 1 28-05-2018 10:44:17 Text Message	S	admin	9974599104	False	
384	510 1 28-05-2018 10:45:15 Text Message	S	admin	9974599104	False	
385	526 1 28-05-2018 10:46:35 SMS Custom Message	S	admin	9974599104	False	
386	1 2 28-05-2018 10:36:17 Text Message	c	admin	9974599104	False	

Computed Alarm

Computed Alarm menu

Computed Alarm Engine Application is used to send notification and generate Pop-up for the critical tags. Below types of notification is done by Computed Alarm Engine as per license: 1. Mail Notification 2. SMS Notification 3. Voice-Call Notification













To view the defined sequence, which was configured in Alarm configurator.

X-Force Computed Alarm Engine			
System View Help			
Computed Alarm	SMS Voice and SIP		
Name	Type	Trigger Count	Remarks
ZRTF71_Power_Fault	Sequence	1	
ZRTF72_Power_Fault	Sequence	1	
ZRTF73_Interlink	Sequence	1	

Mail Notification

Mail Notification

You can find the Mail files in Mail folder if configured sequence is satisfied.

Name	Date modified	Type	Size
 1_05062018 033110219337.xml	05-06-2018 15:31	XML File	1 KB
 1_05062018 033115317676.xml	05-06-2018 15:31	XML File	1 KB
 1_05062018 033120506933.xml	05-06-2018 15:31	XML File	1 KB
 1_05062018 033125600191.xml	05-06-2018 15:31	XML File	1 KB
 1_05062018 033130812479.xml	05-06-2018 15:31	XML File	1 KB
 1_05062018 033135952763.xml	05-06-2018 15:31	XML File	1 KB
 1_05062018 033141222070.xml	05-06-2018 15:31	XML File	1 KB
 1_05062018 033146895369.xml	05-06-2018 15:31	XML File	1 KB
 1_05062018 033216697517.xml	05-06-2018 15:32	XML File	1 KB
 1_05062018 033221795799.xml	05-06-2018 15:32	XML File	1 KB
 1_05062018 033226971139.xml	05-06-2018 15:32	XML File	1 KB
 1_05062018 033232558396.xml	05-06-2018 15:32	XML File	1 KB

Popup

POP UP

In generated pop-up, you can find configured Sequence Name and Creation Time of Pop up. Also as per configuration, configured field list value will be displayed as shown below

X-Force Computed Application -POPUP

Alert for the Operator

Alarm Sequence Name : ZRTF73_Interlink

Creation Time : 05-Jun-2018 03:12:31

Message For Plant Executives :

Channel Name- ch3
ZRTF73_Interlink
28-05-2018 10:42:07 Z358_BMS1505 56CP15 0

X-Force Computed Application -POPUP

Alert for the Operator

Alarm Sequence Name : ZRTF73_Interlink

Creation Time : 05-Jun-2018 03:12:31

Message For Plant Executives :

Channel Name- ch3
ZRTF73_Interlink
28-05-2018 10:42:07 Z358_BMS1505 56CP15 0